

Location form

Location Name: DRIL - NEEMACHMATA

Online Booking Limit/Counter: Ex: booking

Maximum Advance Booking Time (In Days): 30

GST Number: Ex: GST Number

IGST: Ex: IGST

CGST: Ex: CGST

SGST: Ex: SGST

Address: Address

Please fill out this field.

What is the Limit For ? Limit valid for day / month / year ?

GST Number ? Not accepting gstin no i.e 08AAACI5764L1Z6

Ticket Cancellation policy – Need to implement (Location wise)

State field is missing – Need to implement (Location Screen)

PG – Name of Gateway Provider

EDC – Name of the EDC provider Bank

Location form

Location Name: DRIL - NEEMACHMATA

Online Booking Limit/Counter: 100000

Maximum Advance Booking Time (In Days): 30

GST Number: 08

IGST: 2.5

CGST: 2.5

SGST: 5

Address: Address



















Please enter a valid value. The two nearest valid values are 2 and 3.

CGST / SGST / IGST :- Should accept decimal

Location Listing Page

Dashboard / Location / List

Location table Add New

SL#	NAME	ONLINE BOOKING	GST	ACTION
1	Maihar	asdasd	1212	  
2	Pushkar	asdasd	1212	  
3	Gangtok	asdasd	1212	  
4	Maihar	asdasd	1212	  
5	Tamil Nadu	asdasd}}	1212	  
6	Pushkar	asdasd	1212	  

Should have the below information like (Name , GSTIN no , State , PG – Name , EDC provider Name (Bank Name)

List to be name as “Assign Ticket Category ” on mouse hover

Number of tickets per hr in the location

Back button is missing on pages

Dashboard / Add new sub admin ticket Category

Ticket Category

Child one way(C1W) Price Submit

Add an field, Number of Scan option after the price on that ticket while assigning it to location

Assigning an ticket category from Location page

Dashboard / Sub admin tickets category list

Ticket Category list

Add

#	CATEGORY	PRICE	ACTION
No Records found.			

There should be an option for Assigning an existing ticket category & the Add option should take to create a new ticket category

Ticket price change screen

Dashboard / Update sub admin tickets category price

Ticket Category

GENERAL BOTH WAY 100.00 Update

There should be an remarks option which should be capture the reason for editing the price, while editing price and keep an historical data with remarks for future reference.

Dashboard / Sub admins

Sub admin table (4) Search by Name or Phone or Email Search Add New

SL#	NAME	PHONE	EMAIL	STATUS	ACTION
1	store name	9999999999	digha@gmail.com	Active	
2	shivam shivam	08806863686	Maihar@gmail.com	Active	
3	rishabh singh	1234567800	gangtok@gmail.com	Active	
4	rohit jaiswal	07897892285	pushkar@gmail.com	Active	

Highlighted section should be treated as role category –

While creating an use we should select the location and category of roles for that user.

Steps to be followed for Role –

Step 1 – Create Role i.e (Site admin , Counter user , app user , audit , scan user)

Step 2 – Under User section – While adding new user , we should select the role , location , permission

- User can have multiple location also

under user page only provide user profile image , rest image not required.

Upload Image Browse

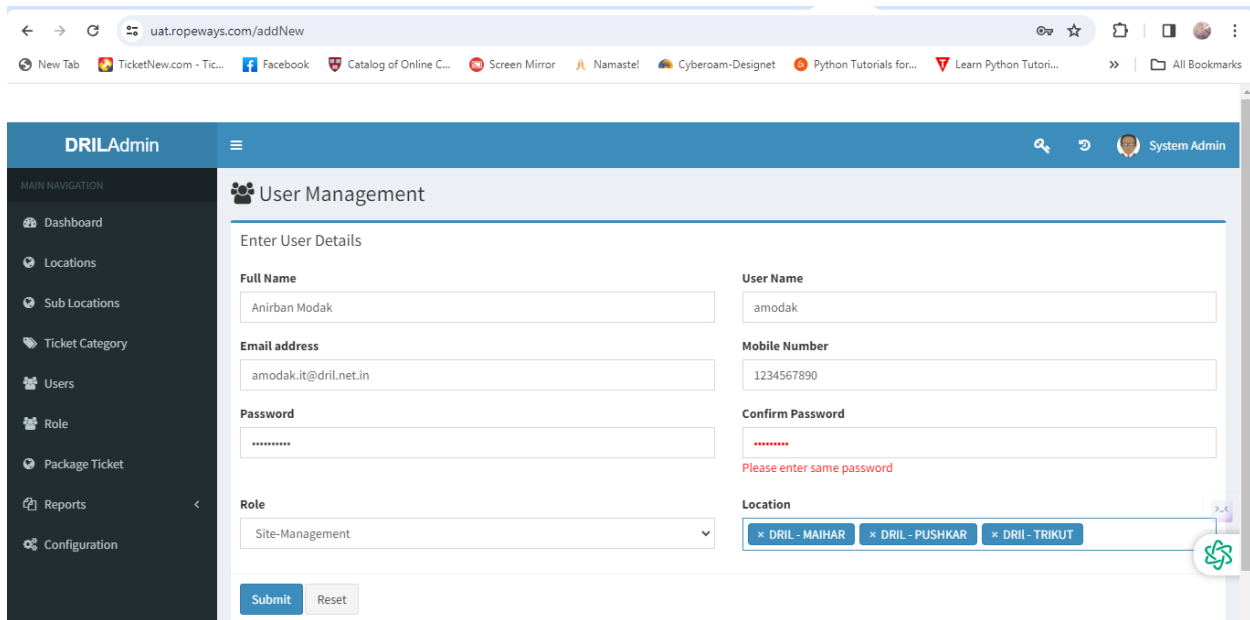
Branch Info

Branch name Branch address

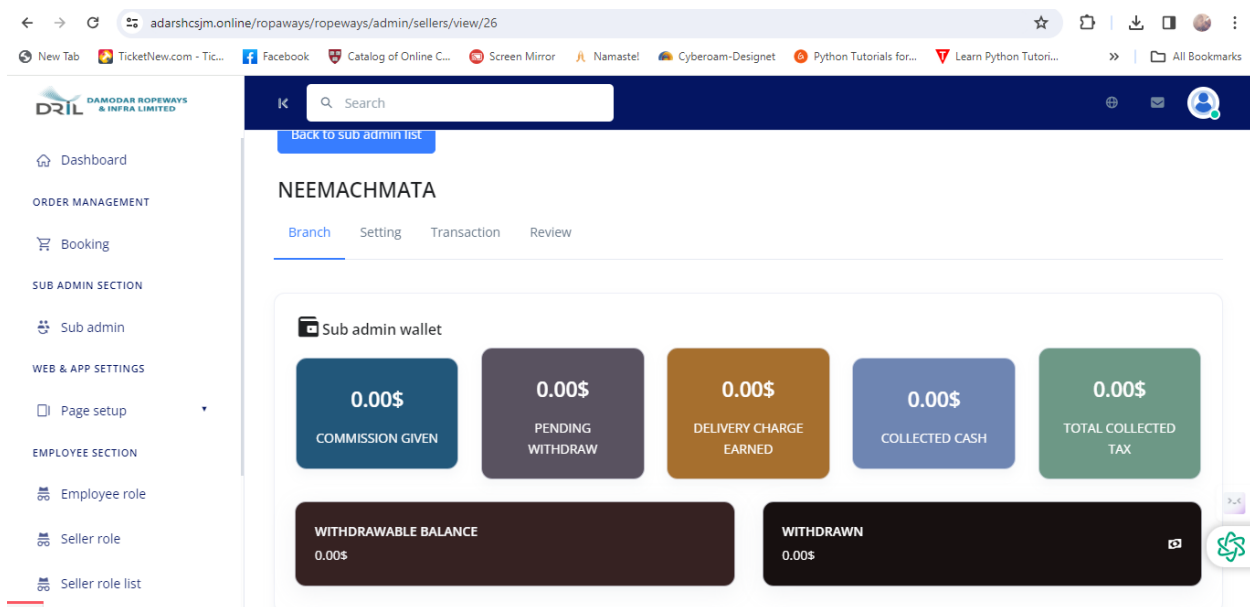
DRIL - NEEMACHI Please fill out this field.

These information is not required under user creation page.

Enclosed –

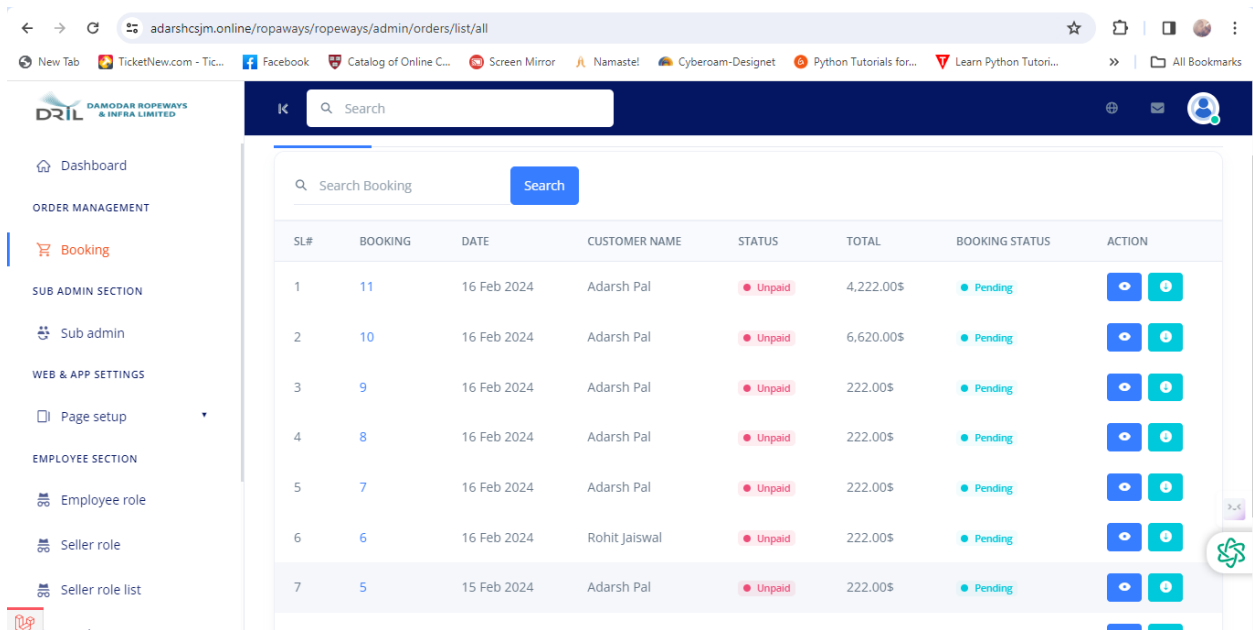
















User view option



All the function are not applicable to users these are not relevant to our application, some of the features might required while having the commission part.

Booking Details



SL#	BOOKING	DATE	CUSTOMER NAME	STATUS	TOTAL	BOOKING STATUS	ACTION
1	11	16 Feb 2024	Adarsh Pal	Unpaid	4,222.00\$	Pending	 
2	10	16 Feb 2024	Adarsh Pal	Unpaid	6,620.00\$	Pending	 
3	9	16 Feb 2024	Adarsh Pal	Unpaid	222.00\$	Pending	 
4	8	16 Feb 2024	Adarsh Pal	Unpaid	222.00\$	Pending	 
5	7	16 Feb 2024	Adarsh Pal	Unpaid	222.00\$	Pending	 
6	6	16 Feb 2024	Rohit Jaiswal	Unpaid	222.00\$	Pending	 
7	5	15 Feb 2024	Adarsh Pal	Unpaid	222.00\$	Pending	 

On booking page required fields are mandatory

1. Site name , ticket no , scanning status , booking date , journey date , base amount , cgst , sgst , gst total , total amount ,

Refer our existing site report -

** Commission part to the user – Registration page which will have his entire details like ,

Full name / Business name :- (Same name as mentioned in GSTIN certificate or Bank account name)

Address :-

Mobile no :-

Email id :-

Aadhar no :-

Pan No :-

Bank Account No :-

Type of Bank Account :- Saving / Current (on Selection)

Bank Branch :-

IFSC Code :-

Attached :- PAN

Attached :- AADHAR CARD

Attached :- Cancel Cheque

After certain period , they want to get the commission pay out they need to click the payout option so an autogenerated invoice will be created after deducting applicable TDS the amount will be payment and the transaction details will reflect against that invoice with date .

Commission criteria will be shared with you after internal discussion .

Ticket Category Page

adarshcsjm.online/ropeways/ropeways/admin/ticketcategorylist/create

DRIL DAMODAR ROPEWAYS & INFRA LIMITED

Dashboard / Add new sub admin ticket Category

Ticket Category List

Name

Enter Your name

Submit

Under ticket there should be an Scan Count option – Screen shot from our existing

Sub Admin – POS – Ticketing

2024-02-17 All Time slot

ITEM	TICKETS	PRICE	DELETE
Child one way(C1W)	222.00		
Child one way(C1W)	222.00		
Child one way(C1W)	222.00		

Sub total :	0.00\$
Product Discount :	0.00\$
Extra Discount :	0.00\$
Coupon Discount :	0.00\$
Tax :	0.00\$
Total :	0.00\$

Cancel Order

Walking customer

First name *
First name

Last name *
Last name

Mobile number *
Phone

Email *
Ex : ex@example.com

State *
Ex : UP

Total : 0.00\$

Cancel Order

Child one way(C1W)
222.00

Phone

Email *
Ex : ex@example.com

State *
Ex : UP

City *
Ex : Lucknow

Gst *
Ex : 00%

Submit

Walking Customer & Submit – Not required

Form Should have

1. Mobile no :- (If existing than all the relevant fields will auto fill up)
2. Full Name :-
3. Email :-

If GST

State /City/ Name as per GST / GSTIN no /

You should design the booking POS page section page wise

Mobile no and relevant information

Type of Tickets

Child one way(C1W)
222.00

Child one way(C1W)
222.00

Child one way(C1W)
222.00

Child one way(C1W)
222.00

All ticket information

Clear tickets

ITEM	TICKETS	PRICE	DELETE
Sub total :			0.00\$
Product Discount :			0.00\$
Extra Discount :			/ 0.00\$
Coupon Discount :			/ 0.00\$
Tax :			0.00\$
Total :			0.00\$

Cancel Order

Time Slot – to be shown if permitted from super admin

Number of tickets to be removed from time slot page